

3M | Glass Finishes

3M™ FASARA™ Glass Finishes

3M™ DI-NOC™ Glass Finishes

3M™ Dichroic Glass Finishes

3M™ Crystal Dusted and Frosted Glass Finishes

3M™ Glass Finishes

With over 100+ unique designs, patterns and textures, 3M™ Glass Finishes give you an easy way to add that extra element of design to your space.

At 3M we offer a variety of portfolios to choose from — each developed with a specific design need in mind, including: 3M™ FASARA™ Glass Finishes, 3M™ DI-NOC™ Glass Finishes, 3M™ Crystal Dusted and Frosted Glass Finishes, and 3M™ Dichroic Glass Finishes.

Our glass finish films are ideal for privacy and decorative applications in offices, hotels, retail stores, restaurants, healthcare environments, and designed for ease of application and cleaning.




Entrances



Glass Railings



Partitions



Staircases



Windows



Conference Rooms



Doors



Corridors

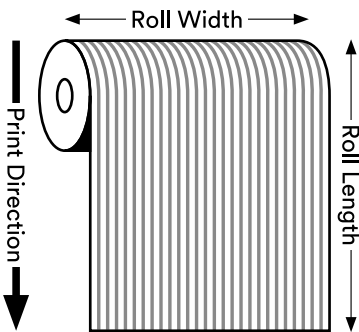
3M™ FASARA™ Glass Finishes

- ▶ Made from a durable polyester film with a pressure-sensitive adhesive backing
- ▶ Capture the look of custom etched, cut or sandblasted glass
- ▶ Choose from a variety of patterns created in collaboration with leading designers from across the globe
- ▶ Tailor the light, privacy and style of your space
- ▶ Whiteboard WH-111G can turn any glass surface into a writable, erasable canvas

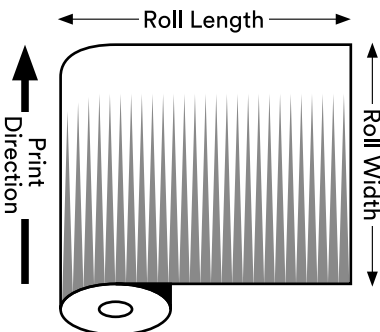


Print Direction

Print direction runs down the length of the roll for most designs that are not Gradation.



Print direction runs across the width of the roll for most Gradations.




Gradation Transmission

No print
Clear Film
(Most Transparent)

Lower % Transmission
Pattern Area
(Least Transparent)



For Gradations, percent is an estimate of Visible Light Transmission for the most transparent and least transparent sections of the pattern. These values are typical but not warranted.



Rollup sheet products such as Illumina Seamless and Illumina Silky Gradations are provided in single sheets with the print direction down the sheet length, wound on a small roll.


3M™ DI-NOC™ Glass Finishes

- ▶ Provides durable glass surfaces with a dimensional appearance
- ▶ Apply under glass surfaces including walls, panels, table tops, shelves, fixtures and more
- ▶ Available in opaque designs such as abstract, stone, fabric, woodgrain and metallic



3M™ Crystal Dusted and Frosted Glass Finishes

- ▶ Achieve the look of sandblasted or etched glass
- ▶ Create custom cut shapes to promote your brand and design
- ▶ Provide privacy in interior or exterior spaces while keeping an open feel



3M™ Dichroic Glass Finishes

- ▶ Create dynamic, color-shifting appearance in cool or warm tones influenced by the environment
- ▶ Apply film on exterior or interior glass surfaces
- ▶ Transparent dichroic color effect changes color when viewed from different angles





Contents

3M™ FASARA™ Glass Finishes

	Pg.	Pattern Name	Product Code	width	length	same color
	Gradation					
NEW	7	Mist-W	SH2FGMI-W	60 in. (1524mm)	98.4 ft. (30m)	—
NEW	7	Mist-S	SH2FGMI-S	60 in. (1524mm)	98.4 ft. (30m)	—
NEW	7	Mist-PR	SH2FGMI-PR	60 in. (1524mm)	98.4 ft. (30m)	—
NEW	9	Pop-W	SH2FGPP-W	60 in. (1524mm)	98.4 ft. (30m)	—
NEW	9	Pop-S	SH2FGPP-S	50 in. (1270mm)	98.4 ft. (30m)	—
NEW	9	Oval	SH2FGOV	60 in. (1524mm)	98.4 ft. (30m)	—
NEW	9	Sand	SH2FGSD	60 in. (1524mm)	98.4 ft. (30m)	—
	9	Cloud	SH2FGCL	60 in. (1524mm)	98.4 ft. (30m)	—
	9	Cloud Narrow	SH2FGCN	50 in. (1270mm)	98.4 ft. (30m)	—
	9	Cloud Narrow Light Gray	SH2FGCNL	50 in. (1270mm)	98.4 ft. (30m)	—
	9	Cloud Narrow Blue Gray	SH2FGCNB	50 in. (1270mm)	98.4 ft. (30m)	—
	9	Cloud Narrow Dark Gray	SH2FGCND	50 in. (1270mm)	98.4 ft. (30m)	—
	11	Illumina Silky-W	SH2SSIM-W	50/60 in. (1270/1524mm)	9.6 ft. (2.95m)	—
	11	Illumina Silky-S	SH2SSIM-S	50/60 in. (1270/1524mm)	6.5 ft. (1.98m)	—
NEW	11	Illumina Seamless-W2	SH2SSIM-W2	60 in. (1524mm)	9.8 ft. (3m)	—
NEW	11	Illumina Seamless-S2	SH2SSIM-S2	60 in. (1524mm)	9.8 ft. (3m)	—
NEW	11	Illumina Seamless-PR	SH2SSIM-PR	60 in. (1524mm)	9.8 ft. (3m)	—
	13	Illumina	SH2FGIM	50 in. (1270mm)	98.4 ft. (30m)	Luce
	13	Illumina <i>α</i>	SH4FGIMX 	50 in. (1270mm)	82 ft. (25m)	—
NEW	13	Illumina-PR	SH2FGIM-PR	60 in. (1524mm)	98.4 ft. (30m)	Luce
	13	Illumina-g	SH2FGIM-G	50 in. (1270mm)	98.4 ft. (30m)	Glace
	13	Illumina Reflect	SH2SIIM	50 in. (1270mm)	98.4 ft. (30m)	—
	13	Illumina Black	SH2BKIM	50 in. (1270mm)	98.4 ft. (30m)	Opaque Black
	15	Aerina	SH2FGAR	50 in. (1270mm)	98.4 ft. (30m)	Cielo
	15	Sabrina	SH2FGSB	50 in. (1270mm)	98.4 ft. (30m)	Mare
	15	Lontano	SH2FGLO	50 in. (1270mm)	98.4 ft. (30m)	—
	15	Venetian	SH2FGVN	50 in. (1270mm)	98.4 ft. (30m)	Luce
	15	Diamond	SH2FGDM	50 in. (1270mm)	98.4 ft. (30m)	Luce
	15	Tsurugi	SH2FGTG	50 in. (1270mm)	98.4 ft. (30m)	—
	Natural					
NEW	17	Shigure	SH2PTSG	50 in. (1270mm)	98.4 ft. (30m)	—
NEW	17	Shigure Gray	SH2GRSG	50 in. (1270mm)	98.4 ft. (30m)	—
NEW	17	Shigure Black	SH2BKSG	50 in. (1270mm)	98.4 ft. (30m)	—
NEW	17	Fibril	SH2PTFB	50 in. (1270mm)	98.4 ft. (30m)	—
NEW	17	Brushed	SH2FGBR	50 in. (1270mm)	98.4 ft. (30m)	—
NEW	17	Brushed Black	SH2BKBR	50 in. (1270mm)	98.4 ft. (30m)	—
NEW	19	Travertine	SH2FGTV	50 in. (1270mm)	98.4 ft. (30m)	—
NEW	19	Travertine Black	SH2BKTV	50 in. (1270mm)	98.4 ft. (30m)	—
NEW	19	Terrazzo	SH2FGTZ	50 in. (1270mm)	98.4 ft. (30m)	—

 For exterior applications

3M™ FASARA™ Glass Finishes

	Pg.	Pattern Name	Product Code	width	length	same color
NEW	19	Terrazzo Black	SH2BKTZ	50 in. (1270mm)	98.4 ft. (30m)	—
	Frost/Matte					
	21	Matte Crystal 2	SH2MACRX2 	50 in. (1270mm)	98.4 ft. (30m)	—
	21	Matte Crystal-i	SH2MACR-I	50/60 in. (1270/1524mm)	98.4 ft. (30m)	—
	21	Fine Crystal	SH2FNCR	50/60 in. (1270/1524mm)	98.4 ft. (30m)	—
	21	Mare	SH2FGMR	50 in. (1270mm)	98.4 ft. (30m)	Sabrina
	21	Milky White	SH2MAML	40/50/60 in. (1016/1270/1524mm)	196.8 ft. (60m)	—
	21	Glace	SH2MAGL	50 in. (1270mm)	98.4 ft. (30m)	—
	21	Luce	SH2FGLU	50 in. (1270mm)	98.4 ft. (30m)	—
	21	Milky Crystal	SH2MLCRX 	50 in. (1270mm)	98.4 ft. (30m)	—
	21	Milky Milky	SH2MAMM	50/60 in. (1270/1524mm)	98.4 ft. (30m)	—
	21	Lausanne	SH2EMLA	40/50 in. (1016/1270mm)	98.4 ft. (30m)	—
	21	Oslo	SH2EMOS	40/50/60 in. (1016/1270/1524mm)	98.4 ft. (30m)	—
	21	Essen	SH2EMES	50 in. (1270mm)	98.4 ft. (30m)	—
	21	Frost Matte	SH2FRMAX 	50 in. (1270mm)	98.4 ft. (30m)	—
	21	Frost Sucre	SH2FRSCX 	50 in. (1270mm)	98.4 ft. (30m)	—
	21	Chamonix	SH2EMCH	50 in. (1270mm)	98.4 ft. (30m)	—
	21	Cielo	SH2FGCE	50 in. (1270mm)	98.4 ft. (30m)	Aerina
	21	Opaque White	SH2MAOW	49.2 in. (1250mm)	98.4 ft. (30m)	—
	21	Whiteboard	WH-111-G	49.2 in. (1250mm)	98.4 ft. (30m)	—
	Reflect/Hairline					
	23	Milky Milky Light Gray	SH2MAMML	50 in. (1270mm)	98.4 ft. (30m)	—
	23	Milky Milky Dark Gray	SH2MAMMD	50 in. (1270mm)	98.4 ft. (30m)	—
	23	Milky Milky Blue Gray	SH2MAMMB	50 in. (1270mm)	98.4 ft. (30m)	—
	23	Opaque Black	SH2BKOP	50 in. (1270mm)	98.4 ft. (30m)	Illumina Black
	23	Hairline Matte	SH2HLMA	48 in. (1219mm)	98.4 ft. (30m)	—
	23	Reflect	RE1SIAR	50 in. (1270mm)	98.4 ft. (30m)	—
	23	Chain Mesh Reflect	SH2SICMR	50 in. (1270mm)	98.4 ft. (30m)	Reflect
	23	Cross Hairline Matte	SH2CHMA	48 in. (1219mm)	98.4 ft. (30m)	—
	23	Cross Hairline Sucre	SH2CHSC	48 in. (1219mm)	98.4 ft. (30m)	—
	23	Cross Hairline Milky	SH2CHML	48 in. (1219mm)	98.4 ft. (30m)	—
	23	Frost Walnut	SH2PTFW	60 in. (1524mm)	98.4 ft. (30m)	—
	23	Frost Walnut Smoke	SH2PTFWS	60 in. (1524mm)	98.4 ft. (30m)	—
	23	Cross Hairline Matte Light Gray	SH2CHMAL	48 in. (1219mm)	98.4 ft. (30m)	—
	Washi					
	25	Pyrgos	SH2PTPG	60 in. (1524mm)	98.4 ft. (30m)	—
	25	Straight Washi	SH2FGSW	50 in. (1270mm)	98.4 ft. (30m)	—
	25	Yamato	SH2PTYA	50 in. (1270mm)	98.4 ft. (30m)	—
	25	Altair	SH2FGAT	50 in. (1270mm)	98.4 ft. (30m)	—
	25	Vega	SH2FGVG	50 in. (1270mm)	98.4 ft. (30m)	—

Contents continued on next page >

3M™ FASARA™ Glass Finishes

Pg.	Pattern Name	Product Code	width	length	same color
25	Safu	SH2PTSF	50 in. (1270mm)	98.4 ft. (30m)	—
25	Sagano	SH2PTSA2	50 in. (1270mm)	98.4 ft. (30m)	—
25	Rikyu	SH2PTRK	50 in. (1270mm)	98.4 ft. (30m)	—
Fabric					
25	Sensai Linen	SH2FGSE	50 in. (1270mm)	98.4 ft. (30m)	—
25	Sensai Linen Champagne Gold	SH2CSSEC	50 in. (1270mm)	98.4 ft. (30m)	—
25	Grain Champagne Gold	SH2CSGC	50 in. (1270mm)	98.4 ft. (30m)	—
25	Linen	SH2FGLN	50 in. (1270mm)	98.4 ft. (30m)	—
25	Canvas	SH2FGCV	50 in. (1270mm)	98.4 ft. (30m)	—
25	Canvas Champagne Gold	SH2CSCVC	50 in. (1270mm)	98.4 ft. (30m)	—
25	Linen Crystal	SH2LNCR	50 in. (1270mm)	98.4 ft. (30m)	—
25	Buckram	SH2FGBU	50 in. (1270mm)	98.4 ft. (30m)	—
25	Weave Pearl	SH2EMWP	50 in. (1270mm)	98.4 ft. (30m)	—
25	Weave Pearl + Dark Gray	SH2EMWG	50 in. (1270mm)	98.4 ft. (30m)	—
25	Buckram Pearl + Gray	SH2FGBUG	50 in. (1270mm)	98.4 ft. (30m)	—
Border/Dot/Geometric					
27	Cut Glass	SH2CSC	50 in. (1270mm)	98.4 ft. (30m)	—
27	Cut Glass Pearl	SH2CSCP	50 in. (1270mm)	98.4 ft. (30m)	—
27	Astral Silver	SH2CSAS	50 in. (1270mm)	98.4 ft. (30m)	—
27	Vista	SH2FGVI	50 in. (1270mm)	98.4 ft. (30m)	Luce
27	Shizuku	SH2FGSK	50 in. (1270mm)	98.4 ft. (30m)	Luce
27	Kanon	SH2FGKN	50 in. (1270mm)	98.4 ft. (30m)	—
27	Aura 9	SH2PCA9	50 in. (1270mm)	98.4 ft. (30m)	Leise
27	Luna 6	SH2PCL6	50 in. (1270mm)	98.4 ft. (30m)	Luce
27	Luna 9	SH2PCL9	50 in. (1270mm)	98.4 ft. (30m)	Luce
27	Lattice	SH2FGLT	50 in. (1270mm)	98.4 ft. (30m)	—
27	Slat	SH2FGSL	50 in. (1270mm)	98.4 ft. (30m)	Luce
27	Slat-g	SH2FGSL-G	50 in. (1270mm)	98.4 ft. (30m)	Glace
27	Paracell	SH2FGPR	50 in. (1270mm)	98.4 ft. (30m)	Luce
27	Pixela	SH2FGPX	50 in. (1270mm)	98.4 ft. (30m)	Luce
27	Leise	SH2FGLS	50 in. (1270mm)	98.4 ft. (30m)	Aura 9
Stripe					
29	Fusion Pearl	SH2CSFP	50 in. (1270mm)	98.4 ft. (30m)	—
29	Fine String	SH2PTFS	50 in. (1270mm)	98.4 ft. (30m)	—
29	String	SH2PTST	50 in. (1270mm)	98.4 ft. (30m)	—
29	Wind	SH2PTWD	50 in. (1270mm)	98.4 ft. (30m)	—
29	Safari	SH2PTSR	50 in. (1270mm)	98.4 ft. (30m)	—
29	String Reverse	SH2PTSTR	50 in. (1270mm)	98.4 ft. (30m)	—
29	Fine	SH2FGFN	50 in. (1270mm)	98.4 ft. (30m)	Luce
29	Seattle	SH2DGST	50 in. (1270mm)	98.4 ft. (30m)	—

 For exterior applications



3M™ FASARA™ Glass Finishes

Pg.	Pattern Name	Product Code	width	length	same color
29	Seattle Fine	SH2DGST-f	50 in. (1270mm)	98.4 ft. (30m)	—
29	Shutie	SH2FGST	50 in. (1270mm)	98.4 ft. (30m)	Luce
29	Shutie Black	SH2BKST	50 in. (1270mm)	98.4 ft. (30m)	—
29	Arpa	SH2FGAP	50 in. (1270mm)	98.4 ft. (30m)	Luce
29	Arpa Crystal	SH2APCR	50 in. (1270mm)	98.4 ft. (30m)	—
29	Arpa Black	SH2BKAP	50 in. (1270mm)	98.4 ft. (30m)	—




3M™ DI-NOC™ Glass Finishes

Pg.	Pattern Name	Product Code	width	length	same color
31	FW-1129DG Wood	—	48 in. (1220mm)	82.0 ft. (25m)	—
31	FW-1022DG Wood	—	48 in. (1220mm)	82.0 ft. (25m)	—
31	FW-1751DG Wood	—	48 in. (1220mm)	82.0 ft. (25m)	—
31	FA-1156DG Textile Silk	—	48 in. (1220mm)	82.0 ft. (25m)	—
31	MW-1419DG Metallic Wood	—	48 in. (1220mm)	82.0 ft. (25m)	—
31	FA-1161DG Abstract	—	48 in. (1220mm)	82.0 ft. (25m)	—
31	SI-1689DG Textile Silk	—	48 in. (1220mm)	82.0 ft. (25m)	—
31	NU-1786DG Textile	—	48 in. (1220mm)	82.0 ft. (25m)	—
31	SI-1613DG Textile Silk	—	48 in. (1220mm)	82.0 ft. (25m)	—
31	ME-1716DG Metallic Hairline	—	48 in. (1220mm)	82.0 ft. (25m)	—
31	ME-1434DG Metallic Hairline	—	48 in. (1220mm)	82.0 ft. (25m)	—
31	ME-379DG Metallic Hairline	—	48 in. (1220mm)	82.0 ft. (25m)	—
31	ME-432DG Metallic	—	48 in. (1220mm)	82.0 ft. (25m)	—
31	PA-180DG Metallic	—	48 in. (1220mm)	82.0 ft. (25m)	—
31	RT-1827DG Metallic Rust	—	48 in. (1220mm)	82.0 ft. (25m)	—
31	ST-1831DG Stone	—	48 in. (1220mm)	82.0 ft. (25m)	—
31	ST-1587DG Stone	—	48 in. (1220mm)	82.0 ft. (25m)	—
31	AE-1719DG Mortar	—	48 in. (1220mm)	82.0 ft. (25m)	—
31	FA-1678DG Abstract	—	48 in. (1220mm)	82.0 ft. (25m)	—
31	FA-1528DG Abstract	—	48 in. (1220mm)	82.0 ft. (25m)	—
31	PS-503DG Solid Color	—	48 in. (1220mm)	82.0 ft. (25m)	—
31	PS-504DG Solid Color	—	48 in. (1220mm)	82.0 ft. (25m)	—

3M™ Dichroic Glass Finishes

Pg.	Pattern Name	Product Code	width	length
33	Blaze	DF-PA Blaze 	48 in. (1220mm)	98.4 ft. (30m)
33	Chill	DF-PA Chill 	48 in. (1220mm)	98.4 ft. (30m)

3M™ Crystal Dusted and Frosted Glass Finishes

Pg.	Pattern Name	Product Code	width	length
35	Dusted White	7725SE-314 	48/60 in. (1220/1524mm)	150 ft. (46m)
35	Frosted White	7725SE-324 	48/60 in. (1220/1524mm)	150 ft. (46m)
35	Frosted Gold	7725SE-331 	48 in. (1220mm)	150 ft. (46m)

Gradation



Mist-W SH2FGMI-W

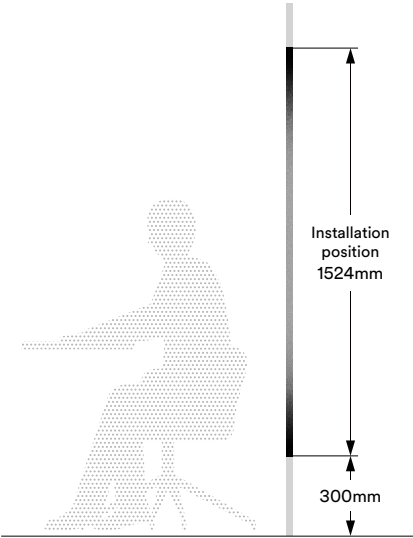
Center Gradation



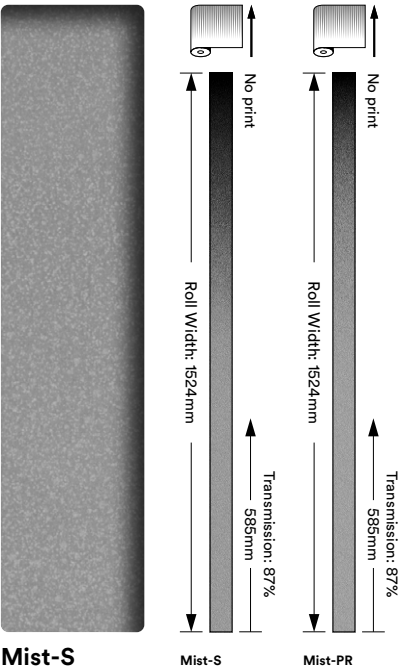
Mist-W
SH2FGMI-W NEW

Mist-W

Example of Mist-W installation position
The same installation position is recommended for Pop-W, Oval, Sand and Cloud.



Single Gradation



Mist-S
SH2FGMI-S NEW

Mist-S

Mist-PR

Mist-PR
SH2FGMI-PR NEW



Mist-S



Mist-PR

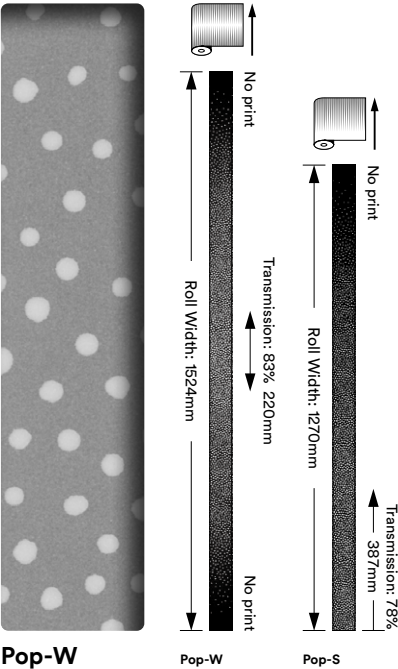
Mist-S and Mist-PR have different length of gradation.
Mist-PR design has a larger privacy gradation area than Mist-S.

Gradation




1 Pop-W SH2FGPP-W 2 Pop-S SH2FGPP-S

Center and Single Gradation



Pop-W
SH2FGPP-W NEW
(Center gradation type)

Pop-S
SH2FGPP-S NEW
(Single gradation type)




Oval
SH2FGOV NEW

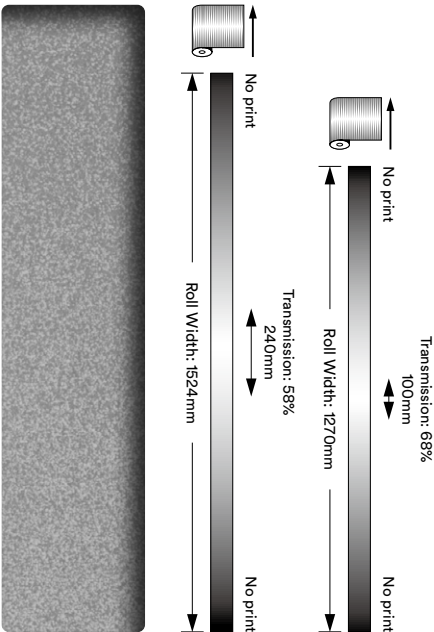


Oval

Center Gradation



Sand
SH2FGSD NEW



Cloud
SH2FGCL
Cloud Narrow
SH2FGCN



Cloud Narrow
Light Gray
SH2FGCNL



Cloud Narrow
Blue Gray
SH2FGCNB



Cloud Narrow
Dark Gray
SH2FGCND

Gradation

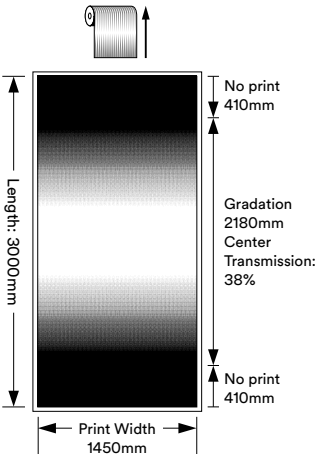


Illumina Seamless-W2 SH2SSIM-W2

Gradation Sheets

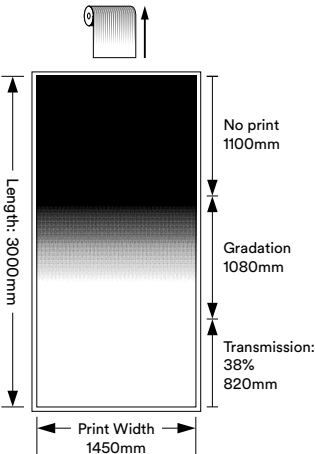
Seamless series

A new gradation series that can cover a large area of glass with a single sheet without seams. Based on the popular Illumina Dot Gradation, the product is designed to ensure privacy without creating a sense of closure. A total of three variations area available, including center gradation, which becomes transparent at both ends of the sheet, single gradation, which becomes transparent at one end of the sheet and privacy single gradation which has a larger gradation area for more privacy coverage. Provided in single panel sheets with the print direction down the sheet length, wound on a small roll.



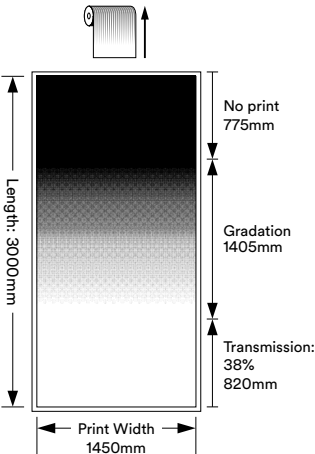
Illumina Seamless-W2

SH2SSIM-W2 NEW
(Center gradation type)



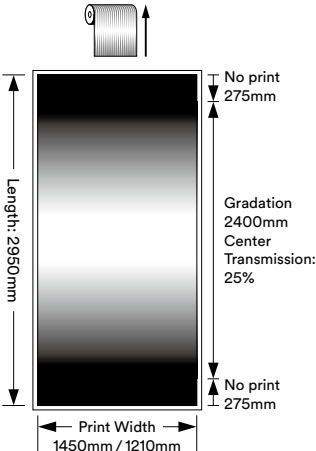
Illumina Seamless-S2

SH2SSIM-S2 NEW
(Single gradation type)



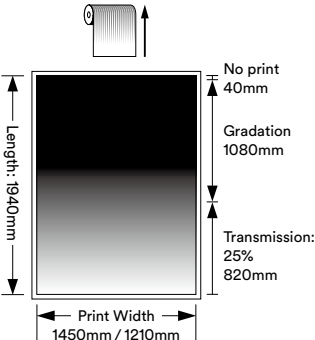
Illumina Seamless-PR

SH2SSIM-PR NEW
(Single gradation type)



Illumina Silky-W

SH2SSIM-W
(Center gradation type)




Illumina Silky-S

SH2SSIM-S
(Single gradation type)



Illumina Seamless-PR

Gradation



Illumina Black SH2BKIM / Illumina Reflect SH2SIIM / Illumina SH2FGIM / Illumina-g SH2FGIM-G

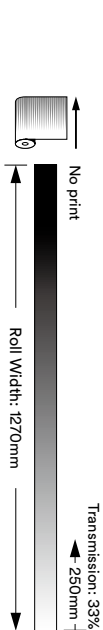


Illumina Silky-W SH2SSIM-W

Single Gradation




Illumina
SH2FGIM



Illumina
SH2FGIM



Illumina-PR
SH2FGIM-PR NEW



Illumina-g
SH2FGIM-G

+



Luce
SH2FGLU

Frost/Matte pattern
with transmission
and color that
compliments
Gradation pattern



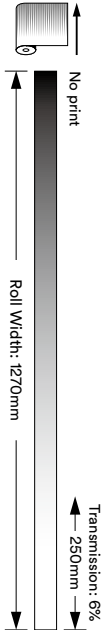
Glace
SH2MAGL




Illumina-PR



Illumina Reflect
SH2SIIM



+



Silver 1
RE1SIAR



Illumina Black
SH2BKIM

+



Opaque Black
SH2BKOP




Illumina Reflect

Gradation



Aerina SH2FGAR / Sabrina SH2FGSB / Lontano SH2FGLO / Tsurugi SH2FGTG / Venetian SH2FGVN

Single Gradation




Aerina
SH2FGAR

+



Cielo
SH2FGCE

Frost/Matte pattern
with transmission
and color that
compliments
Gradation pattern




Sabrina
SH2FGSB

+



Mare
SH2FGMR



Lontano
SH2FGLO




Venetian
SH2FGVN

+



Luce
SH2FGLU




Diamond
SH2FGDM

+



Luce
SH2FGLU



Tsurugi
SH2FGTG




Tsurugi


Natural



1 Shigure SH2BKSG 2 Fibril SH2PTFB 3 Brushed Black SH2BKBR



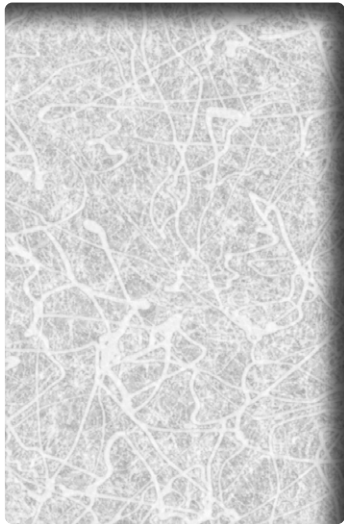
Shigure
SH2PTSG NEW




Shigure Gray
SH2GRSG NEW



Shigure Black
SH2BKSG NEW



Fibril
SH2PTFB NEW




Brushed
SH2FGBR NEW




Brushed Black
SH2BKBR NEW


← Roll Width: 1270mm →



Shigure / Shigure Gray / Shigure Black



Fibril




Brushed / Brushed Black

Natural

Natural



1 Terrazzo Black SH2BKTZ 2 Travertine SH2FGTV 3 Terrazzo SH2FGTZ



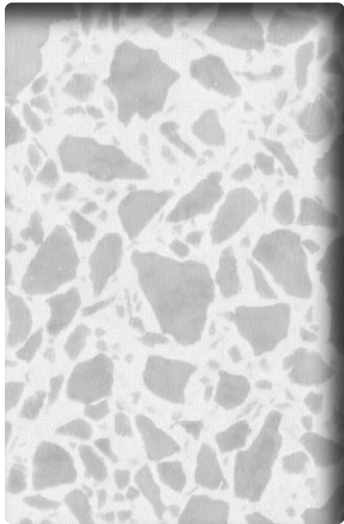
Travertine
SH2FGTV NEW

← Roll Width →




↑ Roll Length ↓

Travertine Black
SH2BKTV NEW



Terrazzo
SH2FGTZ NEW




Terrazzo Black
SH2BKTZ NEW

← Roll Width: 1270mm →



Travertine / Travertine Black



Terrazzo / Terrazzo Black

*Image is scaled to show visual details

Frost/Matte



Matte Crystal 2
SH2MACRX2  Exterior



Matte Crystal-i
SH2MACR-I



Fine Crystal
SH2FNCR




Mare
SH2FGMR




Milky White
SH2MAML




Glace
SH2MAGL



Luce
SH2FGLU



Milky Crystal
SH2MLCRX  Exterior



Milky Milky
SH2MAMM



Lausanne
SH2EMLA



Oslo
SH2EMOS




Essen
SH2EMES



Frost Matte
SH2FRMAX  Exterior




Frost Sucre
SH2FRSCX  Exterior




Chamonix
SH2EMCH




Cielo
SH2FGCE




Opaque White
SH2MAOW



Whiteboard (dry erase)
WH-111-G




Matte Crystal 2
SH2MACRX2 ☁ Exterior <Transmission:87%>




Matte Crystal-i
SH2MACR-I <85%>




Fine Crystal
SH2FNCR <83%>




Mare
SH2FGMR <78%>




Milky White
SH2MAML <60%>



Glace
SH2MAGL <57%>




Luce
SH2FGLU <33%>




Milky Crystal
SH2MLCRX ☁ Exterior <26%>




Milky Milky
SH2MAMM <28%>



Lausanne
SH2EMLA <85%>




Oslo
SH2EMOS <82%>




Essen
SH2EMES <49%>




Frost Matte
SH2FRMAX ☁ Exterior <89%>




Frost Sucre
SH2FRSCX ☁ Exterior <57%>




Chamonix
SH2EMCH <48%>



Cielo
SH2FGCE <50%>



Opaque White
SH2MAOW <6%>



Whiteboard (dry erase)
WH-111-G

Reflect/Hairline

Frost / Matte



Cross Hairline Matte SH2CHMA



Milky Milky Light Gray
SH2MAMML <Transmission:61%>




Milky Milky Dark Gray
SH2MAMMD <51%>




Milky Milky Blue Gray
SH2MAMMB <55%>




Opaque Black
SH2BKOP <1%>




Hairline Matte
SH2HLMA <90%>




Reflect
RE1SIAR




Chain Mesh Reflect
SH2SICMR




Cross Hairline Matte
SH2CHMA <90%>




Cross Hairline Sucre
SH2CHSC <57%>




Cross Hairline Milky
SH2CHML <26%>



Frost Walnut
SH2PTFW <87%>



Frost Walnut Smoke
SH2PTFWS <49%>




Cross Hairline Matte Light Gray
SH2CHMAL <51%>

Washi/Fabric


Reflect / Hairline



Pyrgos SH2PTPG




Buckram Pearl + Gray SH2FGBUG



Pyrgos
SH2PTPG



Straight Washi
SH2FGSW




Yamato
SH2PTYA




Altair
SH2FGAT




Vega
SH2FGVG



Safu
SH2PTSF




Sagano
SH2PTSA2




Rikyu
SH2PTRK



Sensai Linen
SH2FGSE



Sensai Linen Champagne Gold
SH2CSSEC



Grain Champagne Gold
SH2CSGC



Linen
SH2FGLN




Canvas
SH2FGCV




Canvas Champagne Gold
SH2CSCVC




Linen Crystal
SH2LNCR



Buckram
SH2FGBU



Buckram Pearl + Gray
SH2FGBUG



Weave Pearl
SH2EMWP




Weave Pearl + Dark Gray
SH2EMWG

Geometric




Cut Glass Pearl SH2CSCP




Vista SH2FGVI


Washi / Fabric



Cut Glass
SH2CSC



Cut Glass Pearl
SH2CSCP




Astral silver
SH2CSAS




Vista
SH2FGVI



Shizuku
SH2FGSK



Kanon
SH2FGKN




Aura 9
SH2PCA9




Luna 6
SH2PCL6




Luna 9
SH2PCL9




Lattice
SH2FGLT




Slat
SH2FGSL




Slat-g
SH2FGSL-G



Paracell
SH2FGPR



Pixela
SH2FGPX




Leise
SH2FGLS

Stripe




String SH2PTST




Shutie Black SH2BKST

Geometric



Fusion Pearl
SH2CSFP




Fine String
SH2PTFS



String
SH2PTST




Wind
SH2PTWD




Safari
SH2PTSR




String Reverse
SH2PTSTR




Fine
SH2FGFN



Seattle
SH2DGST




Seattle Fine
SH2DGST-F



Shutie
SH2FGST



Shutie Black
SH2BKST



Arpa
SH2FGAP



Arpa Crystal
SH2APCR




Arpa Black
SH2BKAP

3M™ DI-NOC™ Glass Finishes



FA-1161DG



FA-1678DG / FW-1022DG / FA-1528DG / ST-1587DG / FA-1161DG

Stripe



Wood

FW-1129DG (DG-1129)



Wood

FW-1022DG (DG-1022)



Wood

FW-1751DG (DG-1751)



Textile Silk

FA-1156DG (DG-1156)



Metallic Wood

MW-1419DG NEW



Abstract

FA-1161DG (DG-1161)



Textile Silk

SI-1689DG (DG-1689)



Textile

NU-1786DG (DG-1786)



Textile Silk

SI-1613DG (DG-1613)



Metallic Hairline

ME-1716DG (DG-1716)



Metallic Hairline

ME-1434DG NEW



Metallic Hairline

ME-379DG (DG-379)




Metallic

ME-432DG (DG-432)



Metallic

PA-180DG NEW



Metallic Rust

RT-1827DG NEW



Stone

ST-1831DG (DG-1831)




Stone

ST-1587DG (DG-1587)



Mortar

AE-1719DG (DG-1719)




Abstract

FA-1678DG (DG-1678)



Abstract

FA-1528DG (DG-1528)



Solid Color


PS-503DG (DG-503)





Solid Color

PS-504DG (DG-504)


Dichroic



Dichroic Chill DF-PA



Chill
 DF-PA Chill  Exterior




Blaze
 DF-PA Blaze  Exterior



Crystal Dusted and Frosted




Diechroic



Dusted White
7725SE-314  Exterior




Frosted White
7725SE-324  Exterior



Frosted Gold
7725SE-331  Exterior

Explore the possibilities with 3M™ Glass Finishes.



Illumina Reflect SH2SIIM



3M, DI-NOC and FASARA are trademarks of 3M.
All other trademarks are property of their respective owners.
Please recycle. © 3M 2022. All rights reserved.

Ver.1



JR-4210-1527-2
7100254642
FAS-210-A